



## DETERMINATION OF SELECTED TERPENIC SUBSTANCES IN GRAPES AND WINE OF THE CULTIVAR PÁLAVA

*Marcela Cehula, Michal Kumsta, Radek Sotolar, Lenka Sochorova, Tunde Jurikova, Jiri Mlcek, Mojmir Baron, Jiri Sochor*

### ABSTRACT

The presented study is focused on the determination of the content of terpenic substances in grapes and subsequently produced a wine of Czech variety Pálava (the Czech Republic, wine region Morava), which is a protected landscape with long-term tradition and culture. The aim of this study was the analysis of the aromatic profile of the cultivar Pálava, which was fermented by the original yeast strains from the Moravian wine region. Larger amounts of flavoring substances occur in grapes as bound flavoring substances, most often in the form of glycosides. One of the basic groups of aromatic substances is monoterpenes. The content of twelve free and bound terpenic substances was measured by the GC-MS method, namely linalool, ho-trineol,  $\alpha$ -terpeniol,  $\beta$ -citronellol, nerol, geraniol, furan linalool oxide 1, furan linalool oxide 2, nerol oxide, epoxy linalool 1, epoxy linalool 2 and 2,6-dimethyl-3,7-octadiene-2,6-diol. The results were statistically compared by using a simple descriptive statistical method and ANOVA method. We noted a difference between the content of free and bound terpenes was very significant ( $p \leq 0.05$ ). We found that using uncommercial yeasts could have an effect on the content of the volatile and terpenic compounds in wines. An important finding was that in fresh berry extracts there was a higher proportion of bound terpenes than free terpenes. The results have shown that the production technology of wine and the fermentation process has a clear impact on the content of the substances.

**Keywords:** terpens; grape; wine; GC-MS

### INTRODUCTION

Pálava is a Moravian wine grape cultivar, named after the Protected Landscape Area of Pálava, which was created by crossing the cultivars Traminer Red and Müller Thurgau. The cultivar was bred by Ing. Josef Veverka, who started this breeding in 1953 at the Breeding Station in Velké Pavlovice and later continued in Perná. The cultivar has been entered in the State Variety Book in 1977 (Kuneš et al., 2015).

The Pálava Protected Landscape Area (PLA) means a rich natural and cultural heritage. The vineyards cover approximately 16% of the total size of PLA (Miklín and Smolková, 2011).

Despite the busy tourism in the area, wine and viticulture are an important phenomenon and the most important wine-growing area in the Czech Republic (Miklín, 2012). Shrubs are moderately lush with dense leaves. The leaves are medium-sized, usually shallow-lobed. There is dense hair on the back, the blade surface is indefinitely wavy and leathery. The flowers are two-sexed, self-dusting, and five-flowered. The fringes are medium-sized, 100 – 160 mm long, conical, and sometimes winged (Hakl et al., 2007).

The berries are light red with a gray tinge and have an oval shape with an average length of 14 mm. The skin is firm and the flesh is juicy, aromatic, with a spicy flavor. The average weight of the bunch is 169 g, the average weight of the berries is 1.1 g. It is moderately resistant to winter frosts and less resistant to spring frosts due to early budding. It is prone to attack by insects because it has very thick shrubs due to pecks. Resistance to other fungal diseases is average (Kraus et al., 2005).

By Butnariu and Butu (2019) wine is one of the best selling agricultural products and by Kong et al. (2019) grapes (*Vitis vinifera* L.) are economically important fruit crops worldwide. The most important factors affecting the aroma in Muscat and non-Muscat cultivars are terpenic and aliphatic alcohols (Matujašević et al., 2019).

Among the attributes that affect the marketability of wine, there are the production method and technological processes, such as the fermentation of fresh grapes, the application of the quantity and type of yeast, etc.

The study is focused on the analysis of the aromatic profile of the cultivar Pálava, which was fermented by the original yeast strains from the Moravian wine region. Using gas

chromatography with mass detection (GC-MS) 12 terpenic substances were determined, which are important for shaping the character of the wine.

**Scientific hypothesis**

The difference between the results of the determination of free and bound terpenes in berries will be significant.

The content of the individual terpenes will be higher for the bound terpenes than for the free terpenes.

The content of terpenic substances is higher in fresh berries than in samples of the wine.

**MATERIAL AND METHODOLOGY**

The measured contents in grapes and wine were determined by extraction with methyl t-butyl ether. The weight of one sample was 100 grams of the cultivar Pálava. Samples of berries and wines were taken from the wine region of Moravia. Wine sampling was carried out one month before the end of the fermentation. At the same, we used a control sample which contained the only methyl t-butyl ether.

To fulfill the objectives of this study, there were used technology Shimadzu GC-17A, Autosampler: AOC – 5000, Detector: QP-5050A.

The results have been processed by using the software GC solution. Program LabSolutions, GC MS. Version 1.20. The separation conditions have been set as follow: Column: DB-WAX 30 m x 0.25 mm; 0.25 µm stationary phase (polyethylene glycol).

An injection volume of sample: 1 µL split ratio 1:5.

Carrier gas flow rate He: 1 mL.min<sup>-1</sup> (linear gas velocity 36 cm.sec<sup>-1</sup>).

The injection chamber temperature was set at 200 °C.

The initial temperature of the 45 °C column was maintained for 3.5 minutes, followed by a temperature gradient: up to 90 °C by 15 °C.min<sup>-1</sup>, up to 135 °C by 6 °C.min<sup>-1</sup>, up to 207 °C by 9 °C.min<sup>-1</sup>, up to 252 °C by 15 °C.min<sup>-1</sup>.

The final temperature was held for 5 min. The total analysis time was 30 minutes. The detector operated in SCAN mode with an interval of 0.25 s in the range of 14 – 264. Detector voltage at 1.5 kV.

Substances were identified based on mass spectrum and retention time. Quantification was performed by comparing the sample peak area and the external standard with the correction for the internal standard.

The used analytical method, gas chromatography-mass spectrometry (GC/MS) was similar to the scientific study by Pedersen et al. (2003) and Dziadas and Jeleń (2010).

Basic measured parameters of analyzed grapes were: weight 50 berries (76 g); red. sugar (22.8 °NM); pH (3.27); titric acids (7.6 g.L<sup>-1</sup>).

The basic measured parameters of the analyzed wine were: red. sugar (0.1 g.L<sup>-1</sup>), content of alcohol (11.7%); pH (3.5), titr. acids (7.94 g.L<sup>-1</sup>).

**Statistical analysis**

After measuring terpene content in the samples, the results were statistically evaluated using simple descriptive statistics and the ANOVA method- one-factor method (without repetition). For statistical analysis, we used statistical software MS Excel (v.16.0, Microsoft-Windows).

**RESULTS AND DISCUSSION**

In the study, González-Rodríguez et al. (2011) three new commercial fungicides have been applied to wines according to GAP, which due to the aromatic structure of white wines. In the presence of fungicidal residues, the scent manifestation of geraniol was significantly reduced, thereby significantly reducing the floral nuance. However, it has not been shown that these fungicides have affected the formation of 1-hexanol and cis-3-hexen-1-ol formed during the fermentation processes, including harvesting, transport, crushing, and pressing.

Aim of the study Zelenáková et al. (2011) was to examine of factors (manufacturer, temperature and storage time) influencing the variability of yeast amount and pH changes in bottled white wines. They discovered that storage time did not significantly impact the amount of yeast in wine (p = 0.5507).

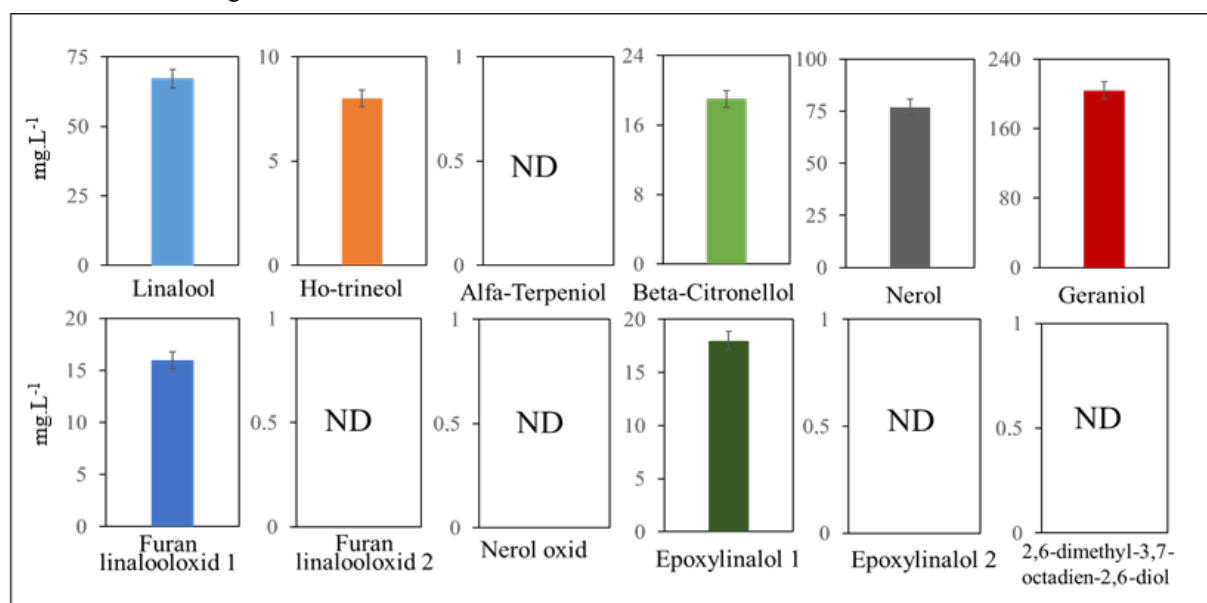


Figure 1 Values of the content of free terpenic substances in berries of the cultivar Pálava.

According to **Synos, Reynolds, and Bowen (2015)**, the use of various yeasts affects the content of ethyl isobutyrate, isoamyl acetate, 3-octanone, hexanoic acid, nerol, phenylethanol, and vitispiran. This claim was based in particular on the formation of various volatile substances found in wine. Using commercial yeast, the type of wine, berry processing, and fermentation is a factor for increasing the incidence of terpenes. **Lengyel and Panaitescu (2017)** studied the accumulation of free volatile terpene flavors (FVT) and bound precursor terpene flavors (BPT) under the action of 12 selected wine yeast strains. The 12 strains used in the alcoholic fermentation resulted in the determination of considerable amounts of terpene flavor compounds, between 370  $\mu\text{g.L}^{-1}$  and 1100  $\mu\text{g.L}^{-1}$ , which recommends their use in making quality wines. By **Kačaniová et al. (2019)** the wine grape berries share a complex microbial ecology including filamentous fungi, yeasts and bacteria. The study **Holešínský et al. (2020)** focused on the isolation of a consortium of microorganisms from spontaneously fermenting that naturally contain lactic acid bacteria, non-saccharomyces yeasts, and saccharomyces yeasts. The smallest amount of ethanol was formed from the isolates containing *Hanseniaspora uvarum*, while *Candida sake* isolate produced the lowest amount of hydrogen sulfide and *Zygosaccharomyces bailii* produced the highest. The killer proteins of *Pichia* spp. on the wine spoilage yeasts, studied by **Błaszczak, Satora and Sroka (2015)**, are known for their broad spectrum of antifungal activity including pathogens such as *Candida albicans*. In this study, there was stated that the killer toxins could be used in the food industry as selective tools to control infections during the fermentation of wine. We agreed with this opinion. There are a lot of studies that determined the presence of microorganisms in wine and grape berries, namely e. g. **Drożdż et al. (2015)**; **Snopek et al. (2019)**; **Felšöciová, Kačaniová and Vrabel (2020)**; **Kunová et al. (2020)**.

**Yang et al. (2019)** demonstrated that seventeen terpene glycosides were quantified in grapes and wines as pentosyl-glucopyranoside, the content of which ranged

from 804 to 836  $\mu\text{g.kg}^{-1}$ , and from 155 to 192  $\mu\text{g.L}^{-1}$ . Eight free terpenes were present in wines with their content ranging from 40.1 to 59.7  $\mu\text{g.L}^{-1}$ .

Compared to the above studies, it was noted that linalool (it has a floral aroma with a touch of lemon and spices) content was significantly higher for bound terpenic substances compared to free terpenic substances in berries ( $p \leq 0.05$ ). Similar results were also observed in the determination of ho-trienol,  $\alpha$ -terpeniol, geraniol, furan linalooloxid 1 and 2, nerol oxide, epoxylinalol 1, and 2, and ultimately 2,6-dimethyl-3,7-octadien-2,6-diol were not detected (Figure 1 and 2). To compare and obtain more accurate data, we measured each sample in three repetitions.

A statistically significant relationship between the individual measured attributes in the samples was demonstrated ( $p \leq 0.05$ ).

**Kostrz and Satora (2018)** stated that the most common terpenes in wines are nerol (associated with citrus, magnolia aroma), citronellol (rose aroma), geraniol (with pleasant rose, geranium aroma), limonene (orange, citrus aroma), linalool (associated with floral, herbal, lavender), citral (with the smell of citrus) and  $\beta$ -ionone (with pleasant seaweed, violet, flower, raspberry).

By **Somkuwar et al. (2019)** among the studied varieties, Nielluccio wine recorded the highest concentration of total volatile compounds (191.53  $\text{mg.L}^{-1}$ ) while, it was least in Caladoc wines (15.45  $\text{mg.L}^{-1}$ ).

Comparing the measured terpene contents with the study **Matujašević et al. (2019)** the total relative content of terpenes in the control sample from 4.80% (Banat Muscat) to 24.78% (Radmilovac Muscat), in the sample with a lower dose of the enzyme (0.3  $\text{g.kg}^{-1}$ ) from 8.05% (Italia Muscat) up to 50.85% (Early Muscat) and in the sample with the higher dose of the enzyme (0.7  $\text{g.kg}^{-1}$ ) from 11.07% (Italia Muscat) to 34.78% (Radmilovac Muscat). The content of terpenic substances increased by an application of enzymes.

From this aspect, it can be deduced that in this way an increase in volatile and terpenic substances can be

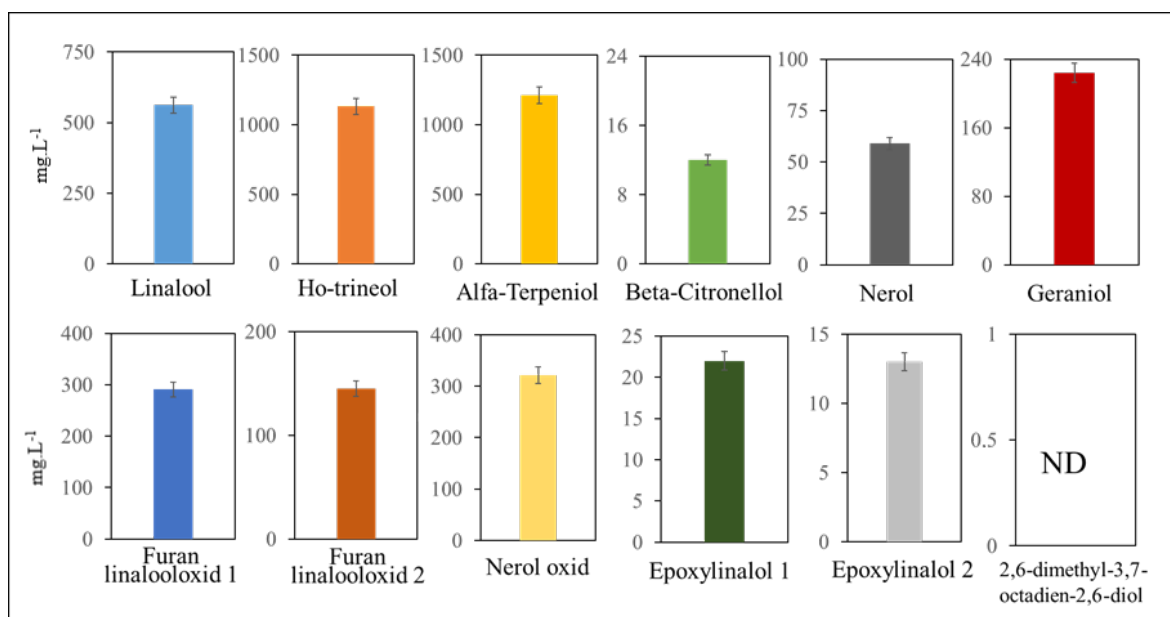


Figure 2 Values of content of bound terpenic substances in berries of cultivar Pálava.

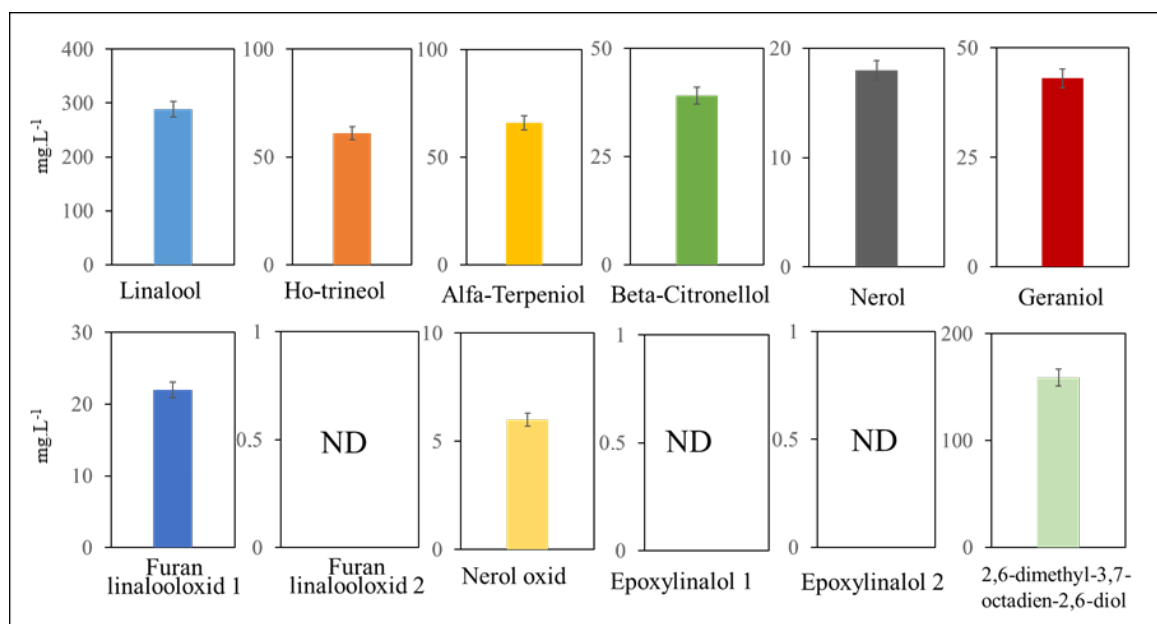


Figure 3 Values of total terpenic substances in wine of the cultivar 'Pálava'.

achieved.

By comparing results which are shown in Figure 3, we noted that despite  $\beta$ -citronellol, the content of terpenic substances was very low. 2-6-dimethyl-3,7-octadien-2,6-diol were measured only in wine samples wherein the samples of fresh berries were not detected.

We demonstrated a statistically significant meaning between the measured values of terpene compounds in the wine ( $p \leq 0.05$ ).

Baron et al. (2017) deal with the determination of the content of both free and bound terpenes in berries and wine. They declared that the terpene content in wine increased gradually with the period of maceration. The highest and the lowest amounts of terpenes were recorded after 24 hours of maceration and no maceration, respectively. We agreed with this opinion because the length of maceration affects the content of terpenes in wine. Otherwise, in the study Blagoeva et al. (2020) there was noted it is necessary to regulate the temperature of alcoholic fermentation to values of 14 – 16 °C to obtain a high-quality organoleptic profile.

Wang et al. (2020a) detected free terpenes by using solid-phase microextraction-gas chromatography-mass spectrometry (SPME-GC-MS). Their findings indicate that the matrix effect of phenolic acids can effectively control the release and modulate the global feature of wine aromas. In another similar study Song et al. (2020) the determination of the total concentrations of terpene glycosides were 7.32, 3.50, and 81.27 mg.kg<sup>-1</sup> in Ecolly, Cabernet Gemischet (CG), and Muscat Hamburg (MH) grapes, respectively. Haygarov, Yoncheva and Dimitrov (2016) determined the content of terpenes in selected grape varieties Rubin and Storgozia. The presence of terpenes was less marked and there was no significant difference in the quantity and quality of aromatic components. Cehula et al. (2020) presented in their study that wines with superior sensory properties did not contain higher levels of antioxidants or higher antioxidant activity. The formation of 13 volatile compounds was studied by Lakatošová et al. (2013). Authentication of particular aromatic

substances in typical Slovak wines and its saving in newly founded database can help to prevent wine falsification. They registered significant differences in the production of isoamyl acetate, 1-hexanol and 1-heptanol ( $p \leq 0.05$ ).

Liu et al. (2017) noted that the major aroma components in grapes and wine include free volatile compounds and glycosidic nonvolatile compounds. Glycosidic aroma precursors are important reserves of grape and wine aroma components. Investigations concerning the chemical structures. The most used sulfur dioxide in winemaking owing to its antioxidant and antimicrobial properties. Wang et al. (2020b) studied to reveal the varietal characteristics of terpene glycosides (TGs) in ripe Meili grapes. They found that 49 of TGs were detected by UPLC-Q-TOF-MS. Monoterpenol pentosyl-glucosides were the main TGs, especially C<sub>10</sub>H<sub>18</sub>O<sub>2</sub> pentosyl-glucoside, which constituted 51.94 – 52.72% of the total concentration. Shih et al. (2019) found a novel application of terpene compound  $\alpha$ -pinene for the alternative use of sulfur dioxide. They showed that  $\alpha$ -pinene possessed an excellent antibacterial ability and could be a viable alternative for SO<sub>2</sub> in winemaking.

## CONCLUSION

In this study, we demonstrated huge differences between measured results of content of terpenic substances in extracts of fresh berries of grape (*Vitis vinifera*) and extracts of wine. In both types of samples, we selected the typical Czech cultivar Pálava. We found significant relationships between total terpenic content ( $p \leq 0.05$ ). Using uncommercial yeast could have a possible effect on the content of bioactive substances. We increased in wine volatile and terpenic substances by the used method and the results can be achieved. Also, we have once again justified the importance of wine production technology regarding fermentation.

## REFERENCES

- Baron, M., Prusova, B., Tomaskova, L., Kumsta, M., Sochor, J. 2017. Terpene content of wine from the aromatic grape variety 'Irsai Oliver' (*Vitis vinifera* L.) depends on maceration time. *Open Life Sciences*, vol. 12, no. 1, p. 42-50. <https://doi.org/10.1515/biol-2017-0005>.
- Blagoeva, N., Bazhlekova, I., Spasov, H., Kostov, G. 2020. Influence of enzyme maceration and alcoholic fermentation temperature on the terpenes concentration in Muscat wine distillates. *Bulgarian Journal of Agricultural Science*, vol. 26, no. 5, p. 1069-1075. Available at: <https://www.agrojournal.org/26/05-22.pdf>.
- Błaszczak, U., Satora, P., Sroka, P. 2015. The influence of *Pichia* killer toxins on the wine spoilage yeasts. *Potravinarstvo Slovak Journal of Food Sciences*, vol. 9, no. 1, p. 284-287. <https://doi.org/10.5219/481>
- Butnariu, M., Butu, A. 2019. 11 - Qualitative and Quantitative Chemical Composition of Wine. *Quality Control in the Beverage Industry*, vol. 17, p. 385-417. <https://doi.org/10.1016/B978-0-12-816681-9.00011-4>
- Cehula, M., Baron, M., Jurikova, T., Alumbro, A., Perrocha, M., Ondrasek, I., Mlcek, J., Adamkova, A., Sochor, J. 2020. The study of selected components of grape and fruit wines. *Potravinarstvo Slovak Journal of Food Sciences*, vol. 14, no. 1, p. 759-766. <https://doi.org/10.5219/1390>.
- Drożdż, I., Makarewicz, M., Sroka, P., Satora, P., Jankowski, P. 2015. Comparison of the yeast microbiota of different varieties of cool-climate grapes by PCR-RAPD. *Potravinarstvo Slovak Journal of Food Sciences*, vol. 9, no. 1, p. 293-298. <https://doi.org/10.5219/484>
- Dziadas, M., Jeleń, H. H. 2010. Analysis of terpenes in white wines using SPE-SPME-GC/MS approach. *Analytica Chimica Acta*, vol. 677, no. 1, p. 43-49. <https://doi.org/10.1016/j.aca.2010.06.035>
- Felšöciová, S., Kačániová, M., Vrabel, F. 2020. Survey of mycobiota on Slovakian wine grapes from Small Carpathians wine region. *Potravinarstvo Slovak Journal of Food Sciences*, vol. 14, no. 1, p. 721-728. <https://doi.org/10.5219/1322>
- González-Rodríguez, R. M., Noguero-Pato, R., González-Barreiro, C., Cancho-Grande, B., Simal-Gándara, J. 2011. Application of new fungicides under good agricultural practices and their effects on the volatile profile of white wines. *Food Research International*, vol. 44, no. 1, p. 397-403. <https://doi.org/10.1016/j.foodres.2010.09.036>
- Hakl, J., Šantruček, J., Krajić, L., Svobodova, M. 2007. Variability of alfalfa root morphology among Czech alfalfa varieties in the seeding year. *Zbornik radova Instituta za ratarstvo i povrtarstvo*, vol. 44, no. 2, p. 39-43.
- Haygarov, V., Yoncheva, T., Dimitrov, D. 2016. Study on the content of aromatic compounds in wine of grape varieties selected at the Institute of Viticulture and Enology – Pleven. *Ukrainian Journal of Food Science*, vol. 4, no. 1, p. 17-23.
- Holešínský, R., Průšová, B., Baroň, M., Fiala, J., Kubizniakova, P., Pauliček, V., Sochor, J. (2020). Spontaneous fermentation in wine production as a controllable technology. *Potravinarstvo Slovak Journal of Food Sciences*, vol. 14, no. 1, p. 692-703. <https://doi.org/10.5219/1280>.
- Kačániová, M., Kunova, S., Felšöciová, S., Ivanišová, E., Kántor, A., Puchalski, C., Terentjeva, M. 2019. Microbiota of different wine grape berries. *Potravinarstvo Slovak Journal of Food Sciences*, vol. 13, no. 1, p. 174-181. <https://doi.org/10.5219/1047>
- Kong, Q., Zhang, L., An, P., Qi, J., Yu, X., Lu, J., Ren, X. 2019. Antifungal mechanisms of  $\alpha$ -terpineol and terpene-4-alcohol as the critical components of *Melaleuca alternifolia* oil in the inhibition of rot disease caused by *Aspergillus ochraceus* in postharvest grapes. *Journal of Applied Microbiology*, vol. 126, no. 4, p. 1161-1174. <https://doi.org/10.1111/jam.14193>
- Kostrz, M., Satora, P. 2018. Formation of terpenes in grapes and wines. *Folia Pomeranae Universitatis Technologiae Stetinensis, Agricultura, Alimentaria, Piscaria et Zootechnica*, vol. 340, no. 45/1, p. 31-38.
- Kraus, V., Foffová, Z., Vurm, B. 2005. *Nová encyklopedie českého a moravského vína 1 (New Encyclopedia of Czech and Moravian Wine 1)*. 1<sup>st</sup> ed. Prague, Czech Republic : Ries and Ries, 306 p. ISBN 80-86767-00-0.
- Kuneš, P., Svobodová Sitavská, H., Kolář, J., Hajnalová, M., Abraham, V., Macek, M., Tkáč, P., Szabó, P. 2015. The origin of grasslands in the temperate forest zone of east-central Europe: long-term legacy of climate and human impact. *Quaternary Science Reviews*, vol. 116, p. 15-27. <https://doi.org/10.1016/j.quascirev.2015.03.014>
- Kunová, S., Ivanišová, E., Žiarovská, J., Zamiešková, L., Felšöciová, S., Trajkovska Petkoska, A., Nikolovska Nedelkoska, D., Kačániová, M. 2020. Differences between microbiota, phytochemical, antioxidant profile and DNA fingerprinting of Cabernet sauvignon grape from Slovakia and Macedonia. *Potravinarstvo Slovak Journal of Food Sciences*, vol. 14, p. 945-953. <https://doi.org/10.5219/1353>
- Lakatošová, J., Priesolová, L., Dokupilová, I., Šmugrovičová, D. 2013. Characterisation of Slovak varietal wine aroma compounds by gas chromatography mass spectrometry. *Potravinarstvo*, vol. 7, p. 180-182. Available at: [http://www.potravinarstvo.com/dokumenty/mc\\_march\\_2013/bezpecnost\\_potravin\\_rastlinneho\\_povodu/lakatosova.pdf](http://www.potravinarstvo.com/dokumenty/mc_march_2013/bezpecnost_potravin_rastlinneho_povodu/lakatosova.pdf)
- Lengyel, E., Panaitescu, M. 2017. The management of selected yeast strains in quantifying terpene flavours in wine. *Management of Sustainable Development Sibiu, Romania*, vol. 9, no.1, p. 27-30.
- Liu, J., Zhu, X. L., Ullah, N., Tao, Y. S. 2017. Aroma Glycosides in Grapes and Wine. *Journal of Food Science*, vol. 82, no. 2, p. 248-259. <https://doi.org/10.1111/1750-3841.13598>.
- Matujašević, S., Popović-Djordjević, J., Ristić, R., Čirković, D., Čirković, B., Popović, T. 2019. Volatile Aroma Compounds of Brandy 'Lozovača' Produced from Muscat Table Grapevine Cultivars (*Vitis vinifera* L.). *Molecules*, vol. 24, no. 13, p. 1-15. <https://doi.org/10.3390/molecules24132485>
- Miklín, J., Smolková, V. 2011. Land use/land cover changes of the Pálava PLA and proposed Soutok PLA in the years 1841–2006. *Moravian Geographical Records*, vol. 19, no. 3, p.15-28.
- Miklín, J. 2012. Atlas of Pálava protected landscape area. *Journal of Maps*, vol. 8, no. 4, p. 492-498. <https://doi.org/10.1080/17445647.2012.749002>
- Pedersen, D. S., Capone, D. L., Skouroumounis, G. K., Pollnitz, A. P., Sefton, M. A. 2003. Quantitative analysis of geraniol, nerol, linalool, and  $\alpha$ -terpineol in wine. *Anal. Bioanal. Chem.*, vol. 375, no. 4 p. 517-522. <https://doi.org/10.1007/s00216-002-1716-x>.
- Shih, M. K., Lai, Y. H., Lin, Ch. M., Chen, Y. W., Hou, Z. T., Hou, Ch. Y. 2019. A novel application of terpene compound  $\alpha$ -pinene for alternative use of sulfur dioxide-free white wine. *International Journal of Food Properties*, vol. 23, no. 1, p. 520-532. <https://doi.org/10.1080/10942912.2020.1742735>.
- Snopek, L., Mlček, J., Fic, V., Sytařová, I., Škrovánková, S. 2019. Natural fruit beverages fortified by biologically active

substances of grape vines. *Potravinárstvo Slovak Journal of Food Sciences*, vol. 13, no. 1, p. 167-173. <https://doi.org/10.5219/1051>

Somkuwar, R. G., Sharma, A. K., Kambale, N., Banerjee, K., Bhange, M. A., Oulkar, D. P. 2019. Volatome finger printing of red wines made from grapes grown under tropical conditions of India using thermal-desorption gas chromatography–mass spectrometry (TD–GC/MS). *J. Food Sci. Technol.*, vol. 11, no. 98, p. 1-12. <https://doi.org/10.1007/s13197-019-04147-0>

Song, H., Wang, X., Li, A. Liu, J., Tao, Y. S. 2020. Profiling terpene glycosides from ecolly, cabernet gerschicht, and muscat hamburg grapes by ultra performance liquid chromatography–quadrupole time-of-flight mass spectrometry. *Journal of Food Science*, vol. 85, no. 7, p. 2032-2040. <https://doi.org/10.1111/1750-3841.15167>

Synos, K., Reynolds, A. G., Bowen, A. J. 2015. Effect of yeast strain on aroma compounds in Cabernet franc icewines. *LWT-Food Science and Technology*, vol. 64, no. 1, p. 227-235. <https://doi.org/10.1016/j.lwt.2015.05.044>

Wang, X. J., Song, H. C., Yang, Y., Tao, Y. S. 2020a. Chemical profile of terpene glycosides from Meili grape detected by GC–MS and UPLC–Q–TOF–MS. *Eur. Food Res. Technol.*, vol. 246, p. 2323-2333. <https://doi.org/10.1007/s00217-020-03576-y>

Wang, X. J., Li, Y. K., Song, H. C., Tao, Y. S., Russo, N. 2020b. Phenolic matrix effect on aroma formation of terpenes during simulated wine fermentation – Part I: Phenolic acids. *Food Chemistry*, vol. 341, no. 2, p. 128-288. <https://doi.org/10.1016/j.foodchem.2020.128288>

Yang, Y., Jin, G., Jang, X. J., Kong, C. L., Liu, J. B., Tao, Y. S. 2019. Chemical profiles and aroma contribution of terpene compounds in Meili (*Vitis vinifera* L.) grape and wine. *Food Chemistry*, vol. 284, p. 155-161. <https://doi.org/10.1016/j.foodchem.2019.01.106>

Zeleňáková, L., Matejková, E., Lopašovský, E., Kozelová, D., Mura, L. 2011. Examination of factors influencing the variability of yeast amount in the context of pH changes in bottled wines. *Potravinárstvo Slovak Journal of Food Sciences*, vol. 5, no. 3, p. 44-49. <https://doi.org/10.5219/151>

### Acknowledgments:

This work was supported by project IGA - ZF/2020 - AP006 and by project CZ.02.1.01/0.0/0.0/16\_017/0002334 Research Infrastructure for Young Scientists.

### Contact address:

\*Marcela Cehula, Constantine the Philosopher University in Nitra, Faculty of Natural Sciences, Department of Botany and Genetics, Nábřežie mládeže 91, 949 74 Nitra, Slovak Republic, Tel.: +421376408581, E-mail: [phd178564@ukf.sk](mailto:phd178564@ukf.sk)  
ORCID: <https://orcid.org/0000-0002-8048-1144>

Michal Kumsta, Mendel University in Brno, Faculty of Horticulture, Department of Viticulture and Enology, Valtická 337, 691 44 Lednice, Czech Republic, Tel.: +420 519 367 252,

E-mail: [michal.kumsta@mendelu.cz](mailto:michal.kumsta@mendelu.cz)

ORCID: <https://orcid.org/0000-0003-4698-6883>

Radek Sotolar, Mendel University in Brno, Faculty of Horticulture, Department of Viticulture and Enology, Valtická 337, 691 44 Lednice, Czech Republic, Tel.: +420 737 588 896,

E-mail: [radek.sotolar@mendelu.cz](mailto:radek.sotolar@mendelu.cz)

ORCID: <https://orcid.org/0000-0002-8113-4195>

Lenka Sochorova, Mendel University in Brno, Faculty of Horticulture, Department of Viticulture and Enology, Valtická 337, 691 44 Lednice, Czech Republic, Tel.: +420 519 367 254,

E-mail: [tomaskova.l.9@gmail.com](mailto:tomaskova.l.9@gmail.com)

ORCID: <https://orcid.org/0000-0003-0378-5280>

Tunde Jurikova, Constantine the Philosopher University, Faculty of Central European Studies, Institute for Teacher Training, Dražovská 4, 949 74 Nitra, Slovak Republic, Tel.: +421376408855,

E-mail: [tjurikova@ukf.sk](mailto:tjurikova@ukf.sk)

ORCID: <https://orcid.org/0000-0002-8286-8262>

Jiri Mleek, Tomas Bata University in Zlín, Faculty of Technology, Department of Food Analysis and Chemistry, nám.T. G. Masaryka 5555, 760 01 Zlín, Czech Republic, Tel.: +420576033030,

E-mail: [mlcek@utb.cz](mailto:mlcek@utb.cz)

ORCID: <https://orcid.org/0000-0002-5753-8560>

Mojmir Baron, Mendel University in Brno, Faculty of Horticulture, Department of Viticulture and Enology, Valtická 337, 691 44 Lednice, Czech Republic, Tel.: +420 519 367 252,

E-mail: [mojmir.baron@mendelu.cz](mailto:mojmir.baron@mendelu.cz)

ORCID: <https://orcid.org/0000-0003-1649-0537>

Jiri Sochor, Mendel University in Brno, Faculty of Horticulture, Department of Viticulture and Enology, Valtická 337, 691 44 Lednice, Czech Republic, Tel.: +420 519 367 254,

E-mail: [jiri.sochor@mendelu.cz](mailto:jiri.sochor@mendelu.cz)

ORCID: <https://orcid.org/0000-0001-7823-1544>

Corresponding author: \*